



Nebraska Banner



- Ideal for trade shows, POS, sponsorships and cultural events.
- Nebraska indoor : Branded using intissé or Cotonella textiles. Front and back image.
- Nebraska outdoor : Branded using Maya or Polymesh textiles.
- Graphic image is very easily to changed out.
- System is quickly and easily assembled (2 - 3 minutes).
- Lightweight Aluminium structure can be re-used with other Wollux banners.






Technical specifications

Description

- Frame made out of anodized aluminium fitting into each other and blocked with a "click" system.
- Compatible with standard parasol feet (external segment $\varnothing = 30\text{mm}$).
- Different bases available (vario-drill, parasol feet, ...).
- The indoor version slips simply on already assembled frame.
- The outdoor version has sleeves into which the frame is slid.



Models

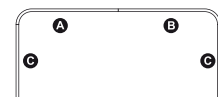
2 models available :

- **Nebraska indoor** : 100x260cm
Dimensions of the structure : 115x255cm
- **Nebraska outdoor** : 90x260cm
Dimensions of the structure : 130x255cm

Number of segments per unit :



	A	B	C
115x255cm	1x	1x	2x
130x255cm	1x	1x	2x




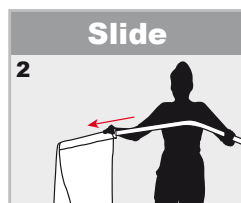
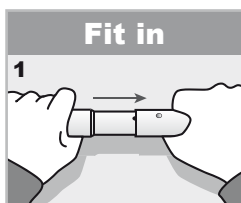
Assembling

Outdoor

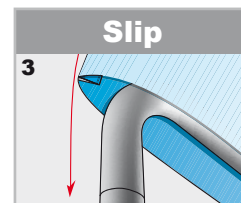
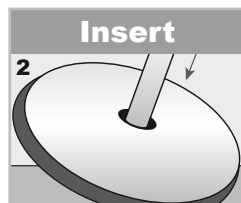
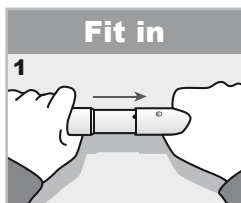
1. Attach the segments A, B & C together.
 2. Thread the banner over the frame.
 3. Insert the frame into the bases.
- Use not advised by winds over 5/6 Beaufort.

Indoor

1. Attach the segments A, B & C together.
2. Insert the frame into the bases.
3. Slip the banner over the frame.



Outdoor



Indoor

Bases

Several bases are available.

> Outdoor



> Indoor

